

**RESOLUTION 2022-85**

**100 % Money Movement of Estimate of Needs for Cash Funds**

**from**

**Fiscal Year 2021-2022 to Fiscal Year 2022-2023**

The County Excise Board and Board of County Commissioners of Grant County, Oklahoma, met in the Conference Room in the Courthouse of Grant County, Oklahoma, this \_\_\_ day of July 2022.


The Governing Boards of Grant County and all Municipal Subdivisions of Grant County, Oklahoma, having requested that a temporary appropriation be made of one hundred percent (100%) of the Estimate of Needs for the Cash Funds from Fiscal Year 2021-2022.

NOW, THEREFORE, it is hereby ordered by said County Excise Board and Board of County Commissioners to transfer the appropriations in the amount of one hundred percent (100%) of the 2021-2022 Approved Estimate of Needs for the Cash Funds to meet Fiscal Year 2022-2023 current operation expenses and subject to Title 68, §3018 of O.S. 1991.


Approved: July 5<sup>th</sup>, 2022

Approved: July 5<sup>th</sup>, 2022

**EXCISE BOARD  
GRANT COUNTY, OKLAHOMA**

  
\_\_\_\_\_  
Mark Lamb, Chairman

\_\_\_\_\_  
Alvin Jones, Vice Chairman

  
\_\_\_\_\_  
Chuck Tolle, Member

  
\_\_\_\_\_  
Cindy Pratt, Secretary/County Clerk


attest



**BOARD OF COUNTY COMMISSIONERS  
GRANT COUNTY, OKLAHOMA**

  
\_\_\_\_\_  
Steve Stinson, Chairman

  
\_\_\_\_\_  
Craig A. Fredrick, Vice-Chairman

  
\_\_\_\_\_  
Max L. Hess, Member

  
\_\_\_\_\_  
Cindy Pratt, Secretary/County Clerk

attest



Acknowledge

# 2022-2023 CASH FUND MOVEMENTS

2021 & 2022

CASH FUND	G/L-FIN. 6-30-2022w/apport	OS WARRANTS	OSPO	100% MOVE	COA	Clerks Acct Summ 2020-2021 & Diff
CBRI	\$ ✓ 1,009,821.75	\$ -	\$ ✓ (202,559.00)	\$ 807,262.75 ✓	1103	
CF	\$ ✓ 15,464.95			\$ 15,464.95 ✓	1208	
PRESERVATION	\$ ✓ 36,166.97			\$ 36,166.97 ✓	1209	
SF	\$ ✓ 95,955.24	\$ ✓ (1,246.20)	\$ ✓ (3,993.51)	\$ 90,715.53 ✓	1226	
SOCDS	\$ ✓ 2,110.00			\$ 2,110.00 ✓	1225	
SJF	\$ ✓ 57.15			\$ 57.15 ✓	1210	
HIGHWAY	\$ ✓ 2,511,916.70	\$ ✓ (38,852.74)	\$ ✓ (194,848.81)	\$ 2,278,215.15 ✓	1101	
SC	\$ ✓ 10,963.37	\$ ✓ (59.20)	\$ ✓ (487.73)	\$ 10,416.44 ✓	1223	
CT	\$ ✓ 2,249.91			\$ 2,249.91 ✓	1230	
RESALE	\$ ✓ 199,371.21			\$ 199,371.21 ✓	1220	
CA REVOLV	\$ ✓ 25,777.96			\$ 25,777.96 ✓	1204	
911	\$ ✓ 194,670.20		\$ ✓ (10,900.00)	\$ 183,770.20 ✓	1201	
LEPC	\$ ✓ 14,772.68			\$ 14,772.68 ✓	1218	
EM-MGMT	\$ ✓ 2,906.70			\$ 2,906.70 ✓	1212	
JUVI DET	\$ ✓ 1,700.31			\$ 1,700.31 ✓	1217	
ST. AMB.	\$ ✓ 643,265.13	\$ ✓ (225.95)	\$ ✓ (17,311.19)	\$ 625,727.99 ✓	1303	
ST. RURAL FIRE	\$ ✓ 3,979,499.06	\$ ✓ (27,757.00)	\$ ✓ (130,355.27)	\$ 3,821,386.79 ✓	1321	
ST. ESA	\$ ✓ 439,302.48	\$ ✓ (750.00)	\$ ✓ (10,000.00)	\$ 428,552.48 ✓	1304	
ST. FAIRGROUNDS	\$ ✓ 315,783.83	\$ ✓ (499.34)	\$ ✓ (60,122.06)	\$ 255,162.43 ✓	1309	
ST. SHERIFF	\$ ✓ 102,193.15		\$ ✓ (7,273.45)	\$ 94,919.70 ✓	1319	
FREE FAIR BRD	\$ ✓ 13,971.10			\$ 13,971.10 ✓	1214	
DONATIONS	\$ ✓ 9,899.26	\$ ✓ (500.00)	\$ ✓ (261.25)	\$ 9,138.01 ✓	1235	
GENERAL	\$ ✓ 2,555,207.01	✓ -8468.1	\$ ✓ (50,219.92)	\$ 2,496,518.99 ✓	1	NOT TO MOVE-BUDGETED
MD Health	\$ ✓ 1,437,653.02	\$ ✓ (13,126.88)	\$ ✓ (61,384.41)	\$ 1,363,141.73 ✓	1216	NOT TO MOVE-BUDGETED
ARPA	\$ ✓ 795,281.01			\$ 795,281.01 ✓	1566	
CASH ON HAND	\$ ✓ 25.00			\$ 25.00 ✓	0	
<b>TOTALS-----</b>	\$ 14,415,985.15	\$ (91,485.41)	\$ (749,716.60)	\$ 13,574,783.14 ✓		

Recon PH 7-1-22  
 Review UP 7-1-22



TRUST AND AGENCY FUNDS

CITIES	\$ ✓	18,273.33		\$ 18,273.33 ✓	7703	
OFFICIALS	\$ ✓	296,094.06		\$ 296,094.06 ✓	7100	
SCHOOLS	\$ ✓	2,432,044.30	\$ (2,415,696.32)	\$ 16,347.98 ✓	7702	
ETR-LOAN	\$ ✓	131,175.60		\$ 131,175.60 ✓	7506	
Ed Fac/ Auth.	\$ ✓	10,877.00		\$ 10,877.00 ✓	7602	
OTC & IRS DEP.	\$ ✓	33.09		\$ 33.09 ✓	0	
LAW LIBRARY	\$ ✓	432.77		\$ 432.77 ✓	7205	
CDS-DA	\$ ✓	24,535.87		\$ 24,535.87 ✓	7301	
EDA(ECON-D)	\$ ✓	4.69		\$ 4.69 ✓	7603	
DIRECT DEP,	\$ ✓	50.00		\$ 50.00 ✓	0	
GCB PROTEST	\$ ✓	3,849,790.02		\$ 3,849,790.02 ✓	7410	
ESTRAY ANIMAL	\$ ✓	826.07		\$ 826.07 ✓	7501	
CRT-CLRK/PRES	\$ ✓	6,056.44		\$ 6,056.44 ✓	7210	
TAX REFUNDS					0	
P-CARDS	\$ ✓	2.88		\$ 2.88 ✓	7405	
<b>TOTALS</b>	\$	<b>6,770,196.12</b>	\$ (2,415,696.32)	<b>\$4,354,499.80</b> ✓		

Funds & TA= GL ✓ \$21,186,181.27 ✓ **\$2,507,181.73** ✓ **\$749,716.60** **\$17,929,282.94** ✓

66  
7-1-22